



PAL NETWORK ANNUAL MEET XALAPA, 2017



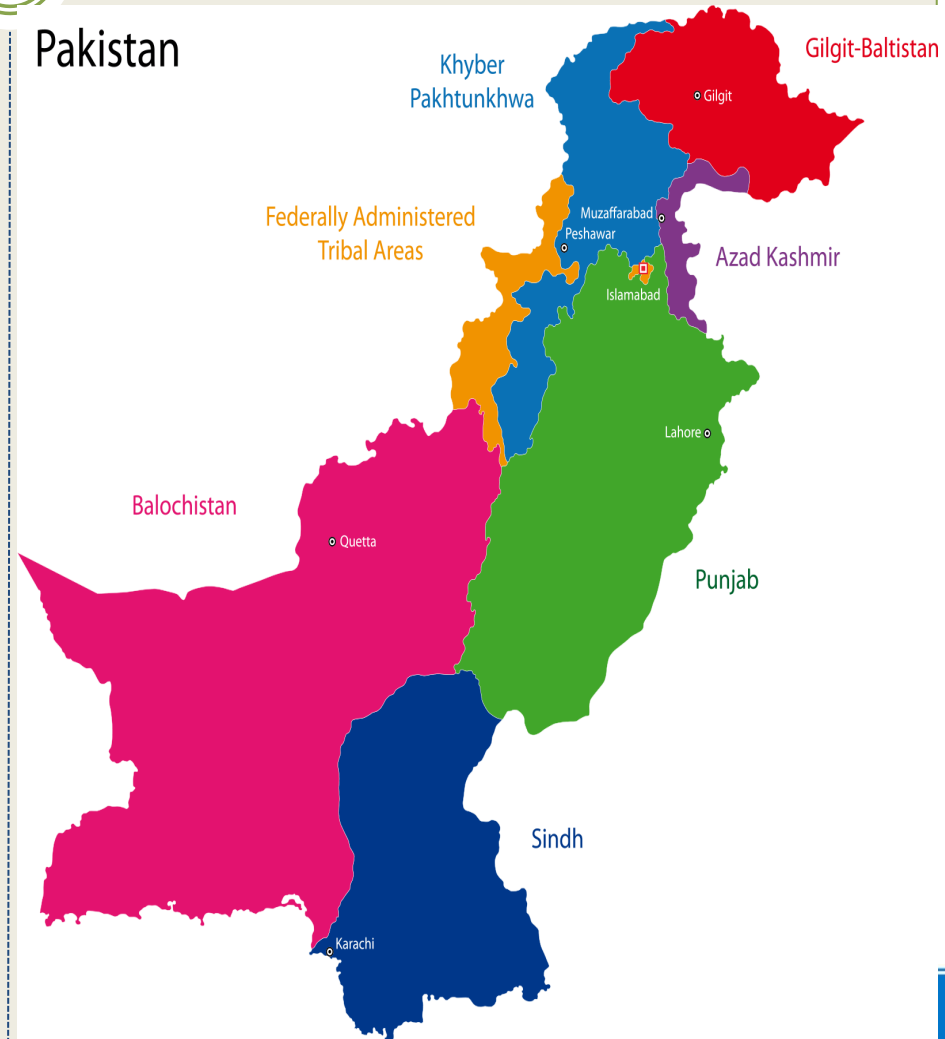
Baela Raza Jamil
CEO, ITA & FOUNDER ASER PAKISTAN
Round 1



Introduction

- Pakistan is at the centre of unmet global MDG/EFA targets & OOSC-takes second position after Nigeria
- The 18th Amendment (Article 25-A) made in 2010 to the constitution of Pakistan declares education as a fundamental right guaranteed by the State.
- 3 out of 4 provinces and federal areas have legislated to implement Article 25-A- rules just being framed.
- Punjabi 48%, Sindhi 12%, Siraiki 10%, Pashtu 8%, Urdu (official) 8%, Balochi 3%, Hindko 2%, Brahui 1%, Burushaski, and other 8%,

Pakistan



Demographics Statistics (2016)



Table 12.1: Selected Demographic Indicators

	2014	2015	2016
Total Population (Million)	188.02	191.71	195.4
Urban Population (Million)	72.50	75.19	77.93
Rural Population (Million)	115.52	116.52	117.48
Total Fertility Rate (TFR)	3.2	3.2	3.1
Crude Birth Rate (Per thousand)	26.4	26.1	25.6
Crude Death Rate (Per thousand)	6.90	6.80	6.70
Population Growth Rate (Percent)	1.95	1.92	1.89
Life Expectancy (Year)			
- Females	66.9	67.3	67.7
- Males	64.9	65.2	65.5

Source: Ministry of Planning, Development and Reforms (Population Projections For the Year 2007-2030)

Table 12.2: Mortality Rate

	2012	2013	2014	2015
Maternal mortality	197	190	184	178
Infant mortality	71	69	67	66
Child mortality rate	88	86	83	81

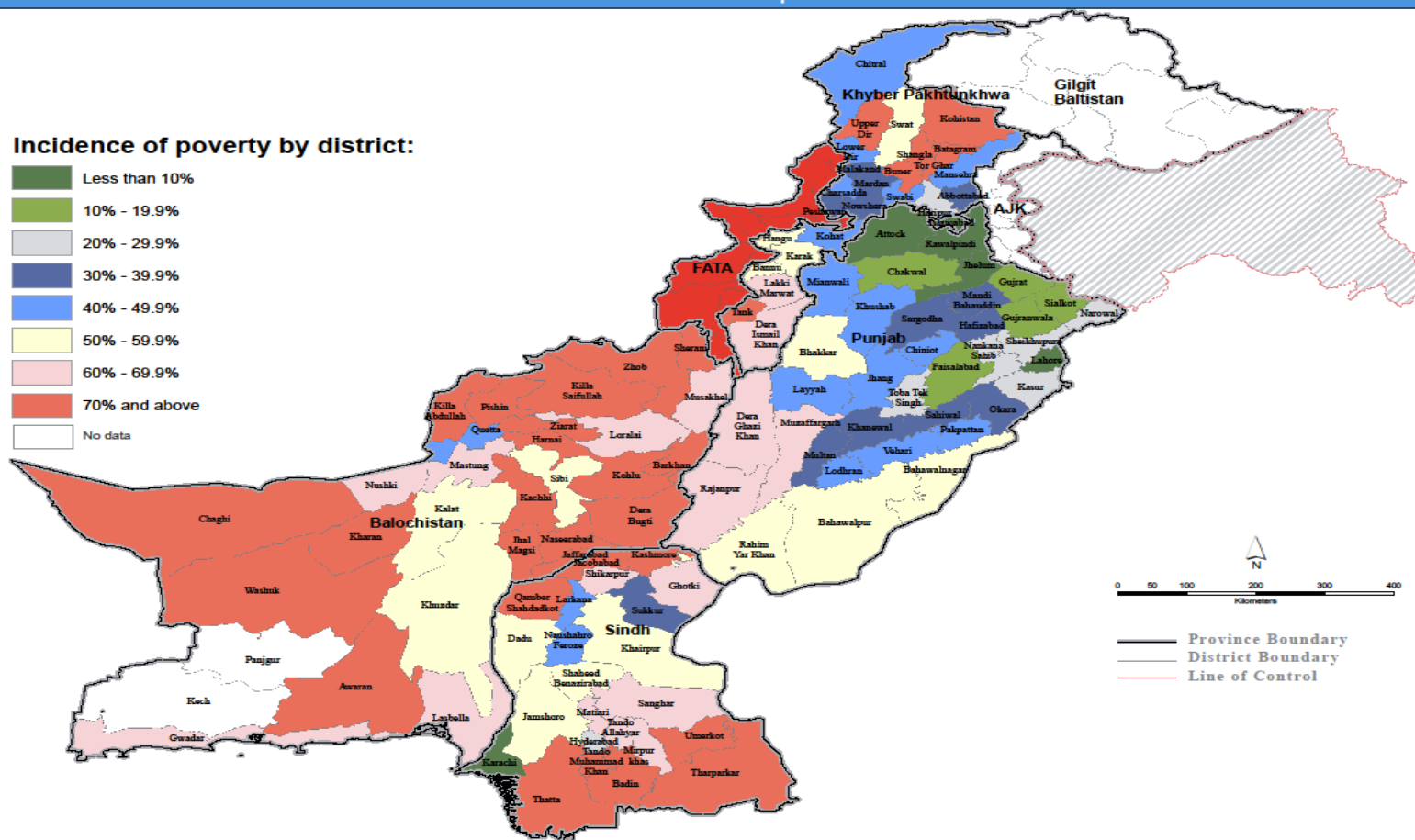
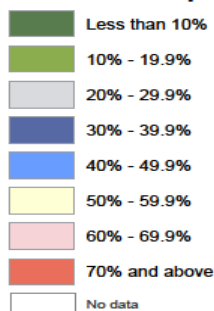
Source: World Bank Indicators

Incidence of Poverty

Incidence of Poverty 2014-15

District Map

Incidence of poverty by district:



MDGs Final Score - Pakistan

Goal	National	Punjab ⁵	Sindh	Balochistan	Khyber Pakhtunkhwa
Goal 1: End poverty and hunger	2/3 off track 1/3 achieved	2/3 off track 1/3 No data	2/3 off track 1/3 No data	2/3 off track 1/3 No data	2/3 off track 1/3 No data
Goal 2: Achieve universal primary education	3/3 off track	2/3 off track 1/3 on track	3/3 off track	3/3 off track	2/3 off track 1/3 on track
Goal 3: Promote gender equality and women's empowerment	4/4 on track	4/4 on track	1/4 off track 3/4 on track	4/4 off track	3/4 off track 1/4 on track
Goal 4: Reduced child mortality	3/5 off track 1/5 on track 1/5 achieved	3/5 off track 1/5 on track 1/5 achieved	3/5 off track 1/5 on track 1/5 achieved	4/5 off track 1/5 on track	3/5 off track 2/5 on track
Goal 5: Improved maternal health	5/5 off track	5/5 off track	5/5 off track	5/5 off track	5/5 off track
Goal 6: Combat HIV/AIDS, Malaria and other diseases	3/5 off track 1/5 on track 1/5 achieved	No data	No data	No data	No data
Goal 7: Ensuring environmental sustainability	2/6 off track 4/6 on track	No data	No data	No data	No data

Regional Performance Comparison

Goal		1	2	3	4	5	6	7
		\$1.25 per day poverty Country line poverty Underweight children	Primary enrolment Reaching last grade Primary completion	Gender primary Gender secondary Gender tertiary	Under-5 mortality Infant mortality	Maternal mortality Skilled birth attendance Antenatal care (≥ 1 visit)	HIV prevalence TB incidence TB prevalence	Forest cover Protected area CO ₂ emissions per GDP Safe drinking water Basic sanitation
South & South-West Asia	Afghanistan	●	▲	■	■	■	▼	▼
	Bangladesh	▼	▲	●	●	■	▼	▼
	Bhutan	●	■	●	●	▼	●	●
	India	●	▼	●	■	■	●	●
	Iran (Islamic Rep. of)	●	●	●	●	▼	●	▲
	Maldives	●	▲	●	●	●	●	▲
	Nepal	●	■	●	●	■	▲	●
	Pakistan	●	■	▲	■	■	●	■
	Sri Lanka	●	●	●	■	●	●	●
	Turkey	●	▲	●	●	▼	●	■

- *Early achiever* – Already achieved the 2015 target
- ▼ *On track* – Expected to meet the target by 2015

- *Off track: slow* – Expected to meet the target, but after 2015
- ▲ *Off track: no progress/regressing* – Stagnating or slipping backwards

Enrollment Challenges (ASER Pakistan, 2015)




Proportion of enrolled children (3-5 years) has decreased (37%) as compared to 2014 (39%) 

ENROLLMENT

(NATIONAL - RURAL)

3-5 Years (Enrolled)



51% Boys

49% Girls



70%

Govt. Schools



30%

Pvt. Schools

Enrollment Challenges (ASER Pakistan, 2015)



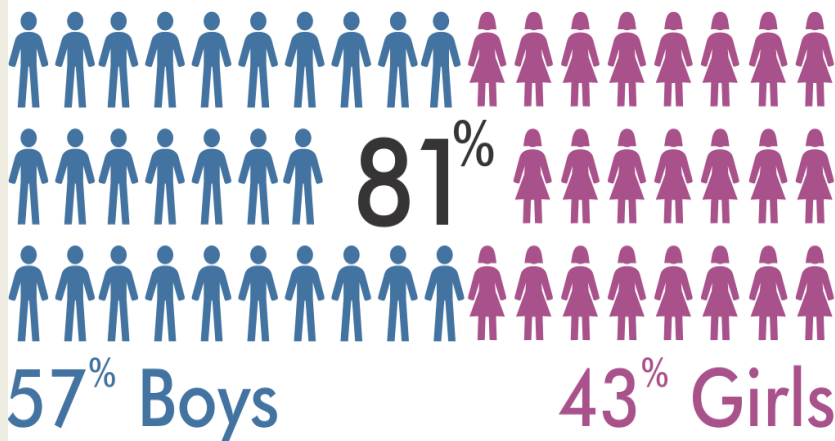
Proportion of enrolled children (6-16 years) has increased (81%) as compared to 2014 (79%)



ENROLLMENT

(NATIONAL - RURAL)

6-16 Years (Enrolled)



76%

Govt. Schools



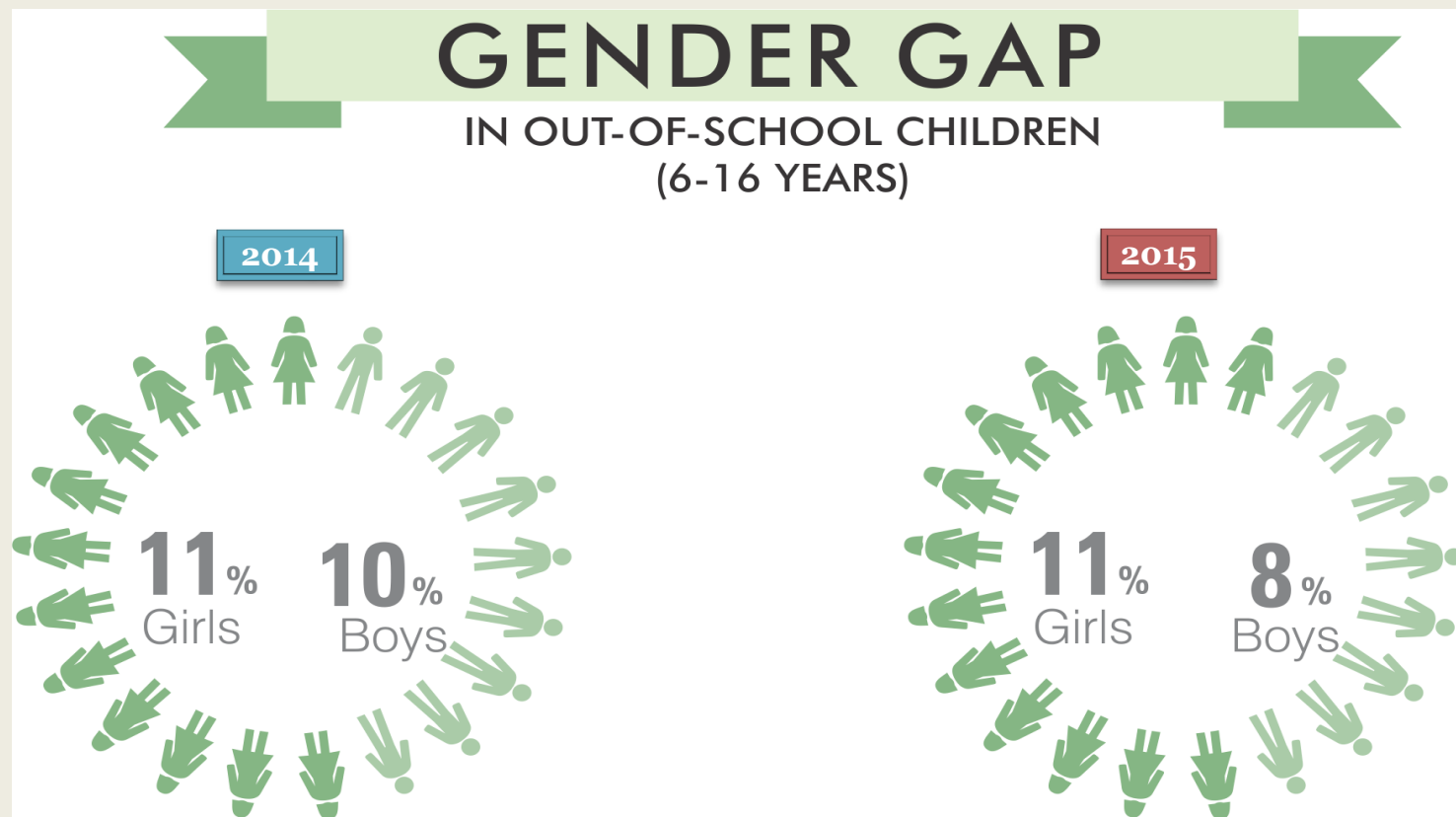
24%

Pvt. Schools

Gender Gap in out-of-school children (6-16)



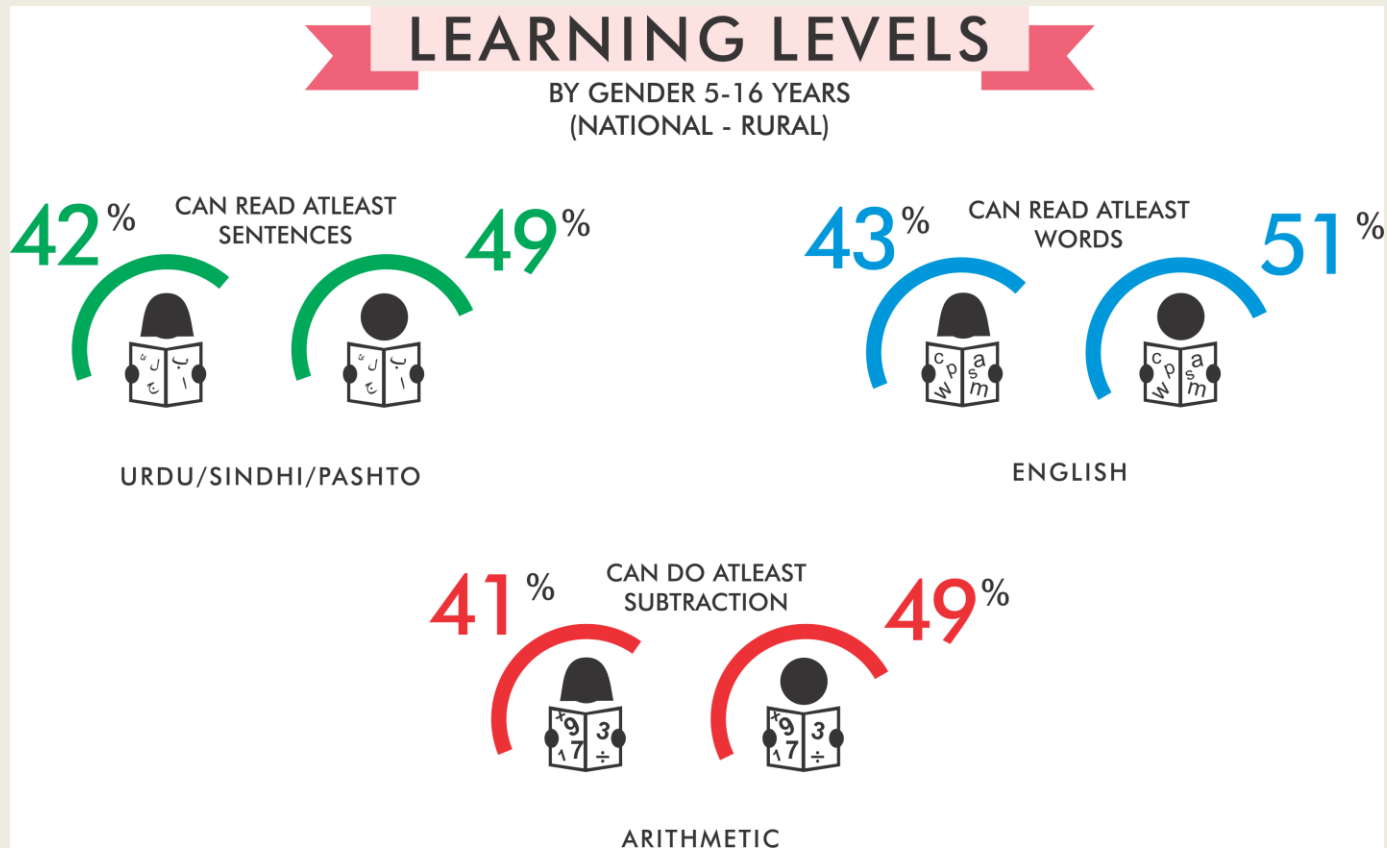
Gender gaps persists but less boys are out of school this year (8%) as compared to 2014 (10%)



Learning Challenges (ASER Pakistan, 2015)



Boys continue to outperform girls in all three competencies



THANK YOU...!

